

Development and Synthesis of a Native Freshwater Mussel Toxicity Database

By

Rebecca Bryan

Submitted to the Graduate Faculty of
North Carolina State University
in partial fulfillment of the
requirements for the Degree of
Master of Environmental Assessment

Raleigh, NC

2016

Approved by advisory committee:

Dr. Catherine LePrevost
Dr. W. Gregory Cope
Dr. Linda Taylor

December 1, 2016

ACKNOWLEDGMENTS

The author would like to thank Drs. Catherine LePrevost (NCSU), Greg Cope (NCSU), and Tom Augspurger (US Fish and Wildlife Service) for their support and expertise during the development and completion of this project. In addition, the advisement and assistance from Dr. Linda Taylor and Sarah Slover in the successful completion of this degree is appreciated.

ABSTRACT

BRYAN, REBECCA. MASTER OF ENVIRONMENTAL ASSESSMENT. DEVELOPMENT AND SYNTHESIS OF A NATIVE FRESHWATER MUSSEL TOXICITY DATABASE

A database of native freshwater mussel toxicity test results was developed based on a literature search and review of 125 published articles and other available data. The database includes quantitative results from toxicity studies published from 1991 to 2014. The number of data results compiled in the database for metals were 10 for mercury, 22 for lead, 138 for zinc, 169 for cadmium, and 199 for copper. An extended analysis of the copper data indicates that there were 99 acute LC₅₀/EC₅₀ results conducted according to American Society of Testing and Materials (ASTM) toxicity testing guideline recommendations (E2455-06; reapproved 2013), with 62 acute 24-hour glochidia (larvae) test results and 37 acute 96-hour juvenile mussel results. The number of data results compiled in the database for pesticides were 2 for glyphosate, 3 for diazinon, 8 for chlorpyrifos, 9 for permethrin, 13 for 2,4-D and pentachlorophenol, 15 for carbaryl, 26 for atrazine, and 35 for nonylphenol. The test results observed for acute glochidia and juvenile tests with copper were variable between different freshwater mussel species, indicating more than one freshwater mussel species should be used in laboratory toxicity testing to provide dependable toxicity data based on different habitat requirements. However, restricting the number of species recommended for toxicity test types will provide more reproducible laboratory data for comparisons and effect determinations. For continued expansion of the database, toxicity results from tests with the emerging contaminants of major ions, pharmaceuticals, and chemicals from pollution events in freshwater need additional representation. Additional quantitative database endpoints that follow ASTM guidelines are needed for the current database toxicants and additional chemicals of concern. The toxicity test results in the database provide guidance on freshwater mussel toxicants based on survival and effects so that appropriate water quality criteria and standards can be derived in the future.

TABLE OF CONTENTS

ACKNOWLEDGMENTS.....	2
ABSTRACT.....	3
INTRODUCTION.....	5
MATERIALS AND METHODS.....	5
<i>Description of Literature Search</i>	5
<i>Database Development Method</i>	6
<i>Data Included in Database</i>	6
<i>Exclusion criteria</i>	8
RESULTS.....	8
<i>Database Development Results</i>	8
<i>Database Analysis</i>	11
<i>Metals</i>	11
<i>Copper Analysis</i>	12
<i>Pesticides</i>	13
DISCUSSION.....	14
REFERENCES.....	16
TABLES	
Table 1: List of Freshwater Mussel Species in Database.....	7
Table 2: ASTM Acceptability Requirements for Database.....	8
Table 3: Database References.....	9
Table 4: Freshwater Mussel Toxicity Database Totals.....	11
Table 5: Summary Results for Acute Freshwater Mussel Toxicity Laboratory Tests with Copper.....	13
FIGURES	
Figure 1: Chemicals Presented in Database by Type.....	10
Figure 2: Number of Database Results by Chemical Type	10
Figure 3: Number of References for Metals.....	12
Figure 4: Number of Database Results per Metal.....	12
Figure 5: Number of References for Pesticides.....	14
Figure 6: Number of Database Results per Pesticide.....	14

TABLE OF CONTENTS, continued

APPENDICES

APPENDIX A: Literature Search References for Freshwater Mussel Toxicity..... 17
APPENDIX B: Database Template with Data Entry Options..... 31

INTRODUCTION

The North American freshwater mussel (superfamily Unionidae) populations are in decline and are threatened by various factors, including decreased habitat quality due to pollution (Augspurger et al. 2007, Cope et al 2008, Williams et al. 1993). More than 70% of the 300 native unionid species are listed as endangered, threatened, or of special concern (Augspurger 2003, Cope 2007, Williams et al. 1993, Williams and Neves 1995). The study of anthropogenic pollution sources and the resulting chemical contaminants are important for the protection and conservation of native freshwater mussel species. Based on toxicological data published in the early 1990's, early life stages of freshwater mussels are among the most sensitive aquatic organisms when exposed to various toxicants, including metals (Keller and Zam, 1991; Jacobson et al. 1993), chlorine (Goudreau et al. 1993), and ammonia (Goudreau et al. 1993). Early published toxicity studies conducted with a subset of organic solvents and pesticides indicated freshwater mussels were relatively tolerant to some chemical contaminants (Augspurger 2003; Keller 1993; Keller and Ruessler 1997).

An accurate and updated database of mussel toxicity results from laboratory tests of specific pollutants is critical to the risk analysis and protection of freshwater mussels. The amount of reliable quantitative data from toxicity tests with freshwater mussels has increased over time since the approval of the American Society of Testing and Materials (ASTM) guideline "Standard Guide for Conducting Laboratory Toxicity Tests with Freshwater Mussels" in 2006 (E2455- 06; reapproved 2013; <https://www.astm.org/Standards/E2455.htm>). This guideline provides methods for acute and chronic laboratory studies with freshwater mussels, but there are currently no United States Environmental Protection Agency (EPA) Office of Chemical Safety and Pollution Prevention (OCSPP) FIFRA (Fungicide, Insecticide Rodenticide Act) guidelines for the review or submission of freshwater mussel toxicity data for pesticide registration. Prior to 2006, data captured from published literature and other sources included variable amounts of useful quantitative toxicity data, in which some, but not all, aspects of the ASTM guideline requirements were met in published articles. Using ASTM method E2455-06 as the standard, additional reliable toxicological information is available from more recent tests conducted with early life stages of freshwater mussels to a variety of toxicants, including ammonia, chlorine, major ions, and pesticides (Cope 2007; Bringolf et al. 2007; Farag and Harper 2014; Fritts et al. 2014; Harper 2014; Wang et al. 2007a, 2007 b, and 2010).

The purpose of this project was to conduct an extensive literature search for published journal articles containing any available freshwater mussel toxicity data, to develop a database from these articles that includes reported laboratory methods and quantitative toxicity test results, and to synthesize and summarize the findings.

MATERIALS AND METHODS

Description of Literature Search: Articles and source materials dated from 1974 to 2016 were included in the literature search references and/or used in the associated database. The literature search of published freshwater mussel toxicity studies was conducted from various reliable sources. Initially, the North Carolina State University libraries (<http://www.lib.ncsu.edu/>) and

Google Scholar (<http://scholar.google.com/>) web search engines were used to locate, download, and evaluate articles for database criteria. The search terms and keywords utilized were combinations of the following: *freshwater mussels*, *freshwater mollusks*, *Unionidae*, *acute toxicity*, *chronic toxicity*, *ecotoxicology*, *LC₅₀ values*, and *NOEC values*. Toxicity data were collected from downloaded articles, as well as from Dr. W. Gregory Cope's office files of published articles stored at North Carolina State University (Raleigh, NC) and from digital files supplied by Dr. Tom Augspurger from his research at U.S. Fish and Wildlife Service (Raleigh, NC). For most recent available freshwater mollusk literature, the "2015 Freshwater Mollusk Bibliography" written by Kevin S. Cummings from Illinois Natural History Survey (Champaign, IL) was searched from the Unionoida subject heading list for articles containing toxicity data (Cummings K. 2016). <http://molluskconservation.org/PUBLICATIONS/ELLIPSARIA/EllipsariaJune2016.pdf>. A total of 125 freshwater mussel toxicity references were reviewed in the literature search portion of this project and are presented in **Appendix A**.

Database Development Method: The publications and sources containing quantitative toxicity data for freshwater mussels were included in the database and were dated from 1991 to 2014. A template for the database had been created and maintained at U.S. Fish and Wildlife Service, Raleigh Ecological Services Field Office using Microsoft® Excel® spreadsheets, and initially included tests with chlorine, cadmium, copper, mercury, and zinc. The template had not been updated in recent years. This template database was compiled from the published peer-reviewed literature, university theses and dissertations, and other gray literature. For the database developed for this project, additional chemicals were added to the existing spreadsheets based on the current literature search results, and the database design with all information collected for each toxicity test result is presented in **Appendix B**.

Data Included in Database: The database includes the chemical name and purity of the test chemical (if reported). The test species name is reported in the database and 25 different Unionidae freshwater mussel species of the almost 300 North American species were used in the toxicity tests (see **Table 1**). The test method information collected included life stages of glochidia or juvenile, age in days, transformation type of *in vivo* or *in vitro* for juvenile tests, study type (acute, chronic, or other), and test duration in hours (or days if chronic), and water type (i.e., ASTM reconstituted hard water).

Table 1: List of Freshwater Mussel Species in Database
<i>Actinonaias ligamentia</i>
<i>Actinonaias pectorosa</i>
<i>Andonta cygnea zellensis L.</i>
<i>Anodonta grandis</i>
<i>Epioblasma capsaeformis</i>
<i>Elliptio complanata</i>
<i>Lampsilis cardium</i>
<i>Lampsilis fasciola</i>
<i>Lampsilis rafinesqueana</i>
<i>Lampsilis siliquoidea</i>
<i>Lampsilis straminea</i>
<i>Lampsilis teres</i>
<i>Lasmigona costata</i>
<i>Leptodea fragilis</i>
<i>Ligumia subrostrata</i>
<i>Medionidus conradicus</i>
<i>Megalonaias nervosa</i>
<i>Potamilus purpuratus</i>
<i>Ptychobranhus fasciolaris</i>
<i>Ptychobranhus occidentalis</i>
<i>Utterbackia imbecillis</i>
<i>Villosa ebulosi</i>
<i>Villosa nebulosa</i>
<i>Villosa iris</i>

Based on available data provided in journal articles, the parameters added to the template database spreadsheets included chemical purity (%); the laboratory environmental endpoints of temperature (°C), hardness (mg/L), pH, and alkalinity (mg/L) of test water; and determination if the test generally followed current ASTM guidelines for acute or chronic toxicity tests (see **Table 2**). Some of the database toxicity tests conducted prior to the 2006 ASTM guideline met most of the acceptability requirements based on reported test data, and were, therefore, considered acceptable. The “ASTM followed” database column was reported as “Yes” based on recommendations of test durations, age at study start, and control survival. The environmental conditions of laboratory test water based on ASTM were optional requirements for the database and reported if provided in published articles.

Table 2. ASTM Acceptability Requirements for Database	
For acute toxicity tests with glochidia isolated from adult mussels:	
•	Test duration of 24 hours recommended
•	Age <24 hours old at study start (viability $\geq 80\%$, $\geq 90\%$ preferred)
•	Control survival average at end of test $\geq 90\%$ (and $>90\%$ for 24 hours after test)
•	Optional (if provided): Hardness, alkalinity, pH in dilution water should not vary by more than $\pm 10\%$ during exposure
•	Optional (if provided): Temperatures of individual chambers within 1°C ; concurrent temperatures between chambers within 2°C
For acute or chronic toxicity tests with juvenile freshwater mussels:	
•	Acute test duration of 96 hours recommended, chronic test durations of 10-28 days
•	<i>In vivo</i> transformation
•	Control survival average at end of 96-hour test $\geq 90\%$ (and $>90\%$ for 24 hours after 96-hour test); control survival average at end of 10- or 28-day test $\geq 80\%$
•	Optional (if provided): Hardness, alkalinity, pH in dilution water should not vary by more than $\pm 10\%$ during exposure
•	Optional (if provided): Temperatures of individual chambers within 1°C ; concurrent temperatures between chambers within 2°C

The toxicity test results included in the database were control survival (%); observation endpoint of survival, length, or other-genotoxicity; and the results endpoints of median lethal or median effective (LC₅₀ or EC₅₀) concentration, no observed effect concentration (NOEC), lowest observed effect concentration (LOEC), inhibition concentrations (IC₁₀, IC₂₀, or IC₂₅), chronic value (ChV), or species mean acute value (SMAV). There is one quantitative result endpoint for each database row entry, and one toxicity test could have multiple rows based on number of reported results.

Exclusion criteria: All articles were reviewed during the literature search, but not all were included in database. Reasons for exclusion were the quantitative acute or chronic result endpoints were not reported (only qualitative data), no original data were presented (review article), data were duplicated results from another article, and QA/QC of reported data was inadequate. Freshwater mussel toxicity studies conducted with boron (Soucek et al. 2011; US EPA 2010), perfluorooctane sulfonate (PFOS) and perfluorooctanoate (PFOA) (Hazelton et al. 2012), polycyclic aromatic hydrocarbons (PAHs) (Prochazka et al. 2012; Wang 2013), pharmaceuticals (Bringolf et al. 2012; Gilroy et al. 2014; Hazelton et al. 2013 and 2014), pesticides (Boogaard et al. 2011; parts of Bringolf et al. 2007a, 2007b and 2007c; Köprücü et al. 2008), and herbicides specifically (Archambault et al. 2014) were found during the literature search of articles published after the approval of the 2006 ASTM guidelines, but were excluded from the database for one or more of the above-mentioned reasons.

RESULTS

Database Development Results:

A total of 30 published references dated from 1991 to 2014 were used in the development of the freshwater mussel toxicity database (see **Table 3**).

Table 3: Database References		
Assigned Reference Number	Chemicals in Database	Associated Citations
1	Ammonia, Cadmium, Copper, Chlorine, nonylphenol	Black MC. 2001
2	Atrazine	Bringolf RB, et al. 2007a
3	Atrazine, chlorpyrifos	Bringolf RB, et al. 2007c
4	Zinc	Cherry DS, et al. 1991.
5	Chlorine	Cherry DS, et al. 2005b.
6	Aluminum, Cadmium, Iron, Manganese, Zinc	Clem SA. 1998.
7	Copper, Glyphosate, Carbaryl, Diazinon	Connors DE, Black MC. 2004
8	Sodium bicarbonate	Farag AM, Harper DD. 2014.
9	Sodium chloride	Fritts AK, et al. 2014.
10	Chlorine	Goudreau SE, et al. 1993.
11	Sodium bicarbonate	Harper DD, et al. 2014.
12	Copper	Jacobson PJ, et al. 1993
13	Copper	Jacobson PJ, et al. 1997.
14	Atrazine	Johnson IC, et al. 1993.
15	Cadmium, Zinc, Mercury	Keller AE. Unpublished. USEPA. 1999.
16	Cadmium, Copper, Mercury	Keller AE, Zam SG. 1991.
17	Cadmium	Klaine SJ, et al. 1997.
18	Cadmium	Lasee BA. 1991.
19	Copper, Zinc	McCann MT. 1993.
20	Carbaryl, PCP, 4-nonylphenol, Permethrin, 2,4-D, Copper	Milam CD, et al. 2005.
21	Ammonia, Nitrate, Nitrite, Potassium, Copper, Zinc, Atrazine	Myers-Kinzie M. 1998.
22	Cadmium, Copper, Zinc	Pynnönen K. 1995.
23	Cadmium	USEPA. 2001.
24	Chlorine	U.S. Geological Survey. 2004.
25	Chlorine, Copper	U.S. Geological Survey. 2005.
26	Mercury	Valenti TW, et al. 2005.
27	Copper, Ammonia, Chlorine	Wang N, et al. 2007a.
28	Copper, Ammonia	Wang N, et al. 2007b.
29	Lead, Cadmium, Zinc, Copper	Wang N, et al. 2010.
30	Copper	Warren LW. 1996.

There were 18 total chemicals included in the database (see **Table 4**): the toxicants of ammonia and chlorine (1993-2007); the metals of cadmium, copper, lead, mercury, and zinc (1991-2010); the major ions of sodium bicarbonate and sodium chloride (2014); and the pesticides 2,4-D, atrazine, carbaryl, chlorpyrifos, diazinon, glyphosate, nonylphenol, pentachlorophenol (PCP), and permethrin (1993-2007) (see **Figure 1**). Most database references contained data associated with multiple chemicals and multiple toxicity studies (acute and/or chronic) with different freshwater mussel species. Based on all 18 chemicals reviewed, a total of 824 toxicity endpoints were compiled in the database. These results correspond to totals of 157 endpoints for toxicants, 538 endpoints for metals, 5 endpoints for ions, and 124 endpoints for pesticides (see **Figure 2**).

Figure 1: Chemicals Presented in Database by Type

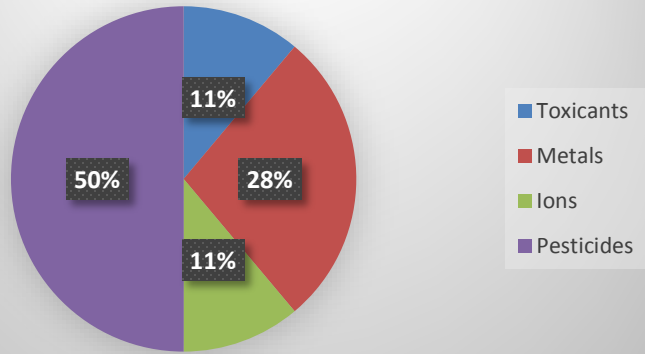


Figure 2: Number of Database Results by Chemical Type

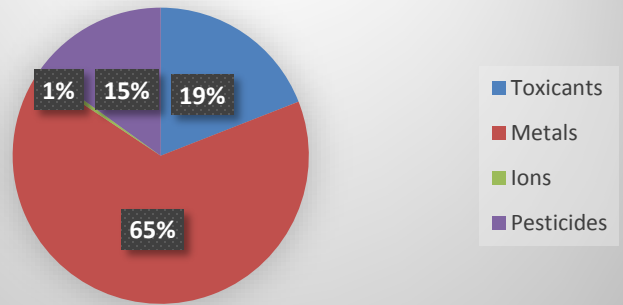


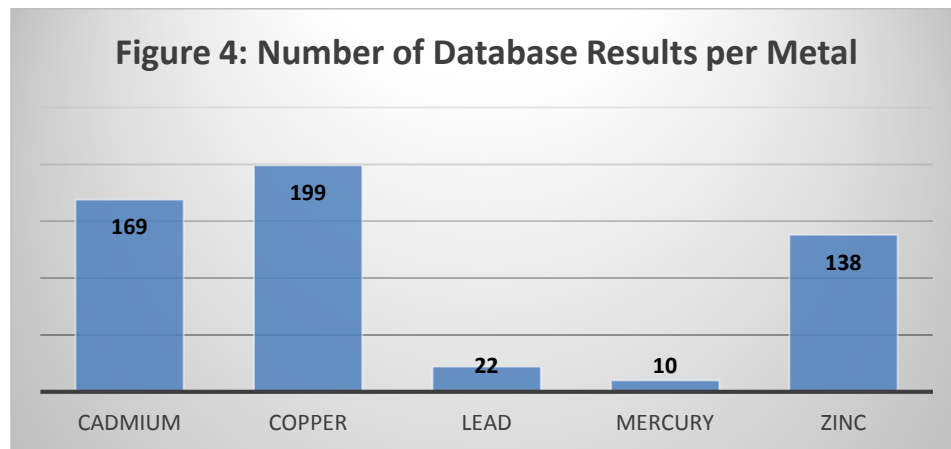
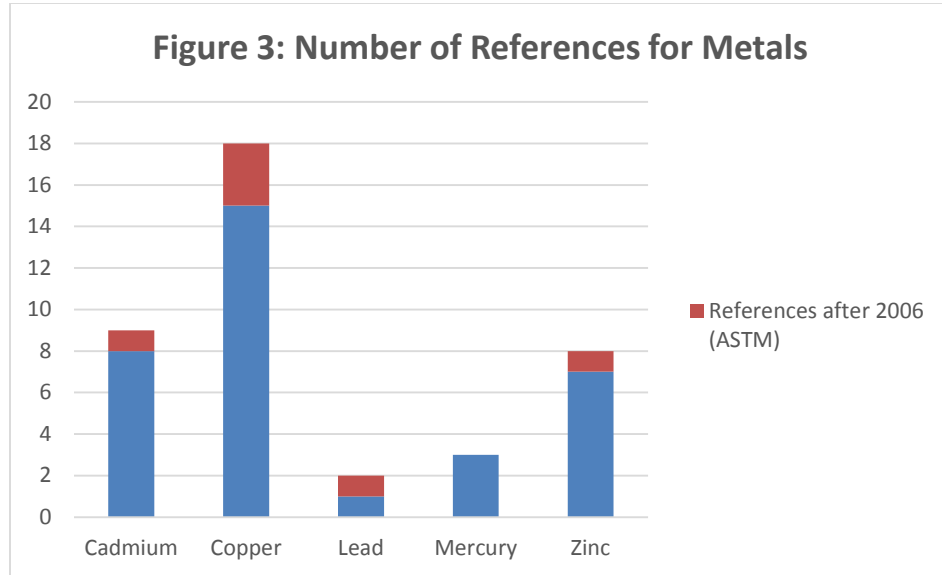
Table 4: Freshwater Mussel Toxicity Database Totals					
Assigned Chemical Number	Chemical Name	No. of References	Years of References	Number of Endpoints ¹	Number of References Published after 2006 ASTM
Toxicants					
1	Ammonia	2	2007	42	2
2	Chlorine	6	1993-2007	115	1
Metals					
3	Cadmium	8	1991-2010	169	1
4	Copper	15	1991-2010	199	3
5	Lead	1	2010	22	1
6	Mercury	3	1991-2005	10	0
7	Zinc	7	1991-2010	138	1
Ions					
8	Sodium bicarbonate	2	2014	3	2
9	Sodium chloride	1	2014	2	1
Pesticides					
10	2,4-D	1	2003	13	0
11	Atrazine	4	1993-2007	26	2 (duplicate acute results)
12	Carbaryl	2	2004	15	0
13	Chlorpyrifos	1	2007	8	1
14	Diazinon	1	2004	3	0
15	Glyphosate	1	2004	2	0
16	nonylphenol	2	2001-2005	35	0
17	Pentachlorophenol (PCP)	1	2003	13	0
18	Permethrin	1	2003	9	0

¹ Each data row corresponds to a toxicity test result value of LC₅₀, NOEC or other.

Database Analysis: The seven articles published after the 2006 ASTM guidance was developed include Bringolf et al. 2007, Farag and Harper 2014, Fritts et al. 2014, Harper 2014, and Wang et al. 2007a, 2007 b, and 2010. These studies refer to the ASTM guidelines and contain acute and/or chronic toxicity test results with various freshwater mussel species.

Metals: For the five metal contaminants included in the database, results were based on 1 lead reference, 3 mercury references, 7 zinc references, 8 cadmium references, and 15 copper references (see **Figure 3, Table 3**). Two of these articles were published after 2006, and provided acute (Wang at al. 2007a) and chronic (Wang at al. 2007b) toxicity results from ASTM laboratory tests with copper. The chronic studies with juvenile freshwater mussels in the Wang at al. 2007b article were used to develop the ASTM standards for this study type. The Wang et al. 2010 article provided acute and chronic test results with cadmium, copper, lead, and zinc using laboratory tests according to ASTM guidance, with copper as the reference toxicant for the

acute studies. Overall, the number of toxicity test results compiled in the database by metal included 10 for mercury, 22 for lead, 138 for zinc, 169 for cadmium, and 199 for copper (see **Figure 4**).



Copper Analysis: The toxicity test results compiled for copper have the most entered database results with 99 acute test results conducted according to ASTM guideline recommendations (see **Table 2**). The LC₅₀/EC₅₀ results are reported from 62 acute 24-hour glochidia tests and 37 acute 96-hour juvenile tests, allowing for comparisons between study types and freshwater mussel species (see **Table 5**). For acute 24-hour glochidia tests with copper, the LC₅₀/EC₅₀ survival results were highly variable among the 11 species types and within the same species in tests with different environmental conditions; usually differences in water hardness or alkalinity were observed in the database. The acute 96-hour juvenile tests with copper were conducted using 5 different

freshwater mussel species, and the variability in test results appears less than in the acute glochidia tests included in the database.

Intra- and inter-laboratory variability of acute toxicity results with glochidia and juvenile unionid mussels was assessed in a recent (2016) article by Raimondo et al. In their article, increased inter-laboratory variability in glochidia acute tests was reported compared to juvenile acute tests. The intra-laboratory variability for EC₅₀ values averaged about 2-fold for both life stages, but the inter-laboratory variability averaged 3.6-fold for juvenile mussels and 6.3-fold for glochidia. The glochidia and juvenile EC₅₀ values were within a factor of 2 of each other for 50% of paired records among chemicals assessed. The juveniles were more sensitive than glochidia by more than 2-fold for 33% of the comparisons made between life stages.

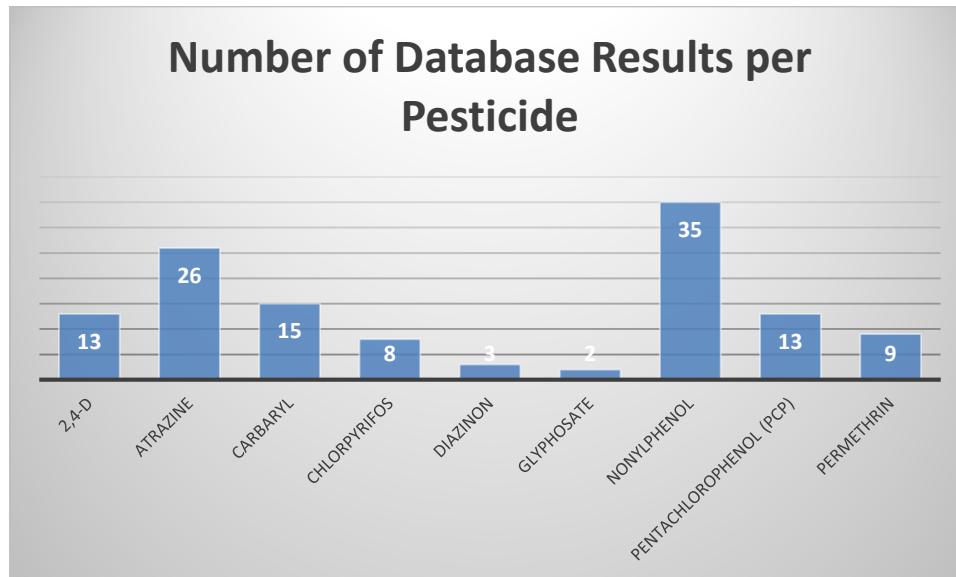
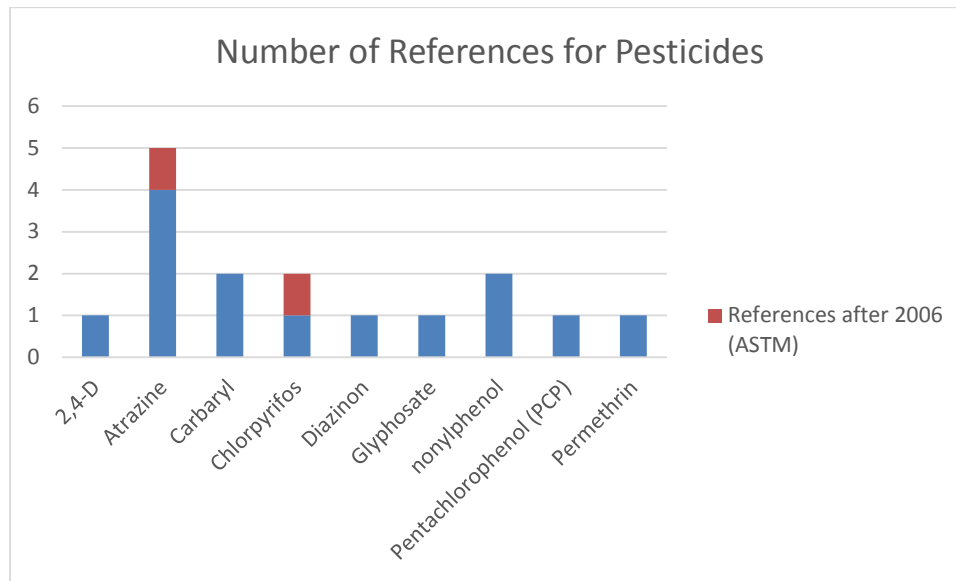
Table 5: Summary Results for Acute Freshwater Mussel Toxicity Laboratory Tests with Copper				
Species	n	LC ₅₀ /EC ₅₀ values (µg/L)		
		Range	Mean	SD
Acute 24-hour glochidia tests:				
<i>Actinonaias ligamentia</i>	4	35-66	53.3	13.3
<i>Actinonaias pectorosa</i>	5	23.1-132	71.4	42.9
<i>Lampsilis cardium</i>	1	210	NA	NA
<i>Lampsilis fasciola</i>	3	26-48	40.0	12.2
<i>Lampsilis siliquoidea</i>	15	27-130	42.1	25.6
<i>Leptodea fragilis</i>	2	50-90	70.0	28.3
<i>Ligumia subrostrata</i>	1	150	NA	NA
<i>Medionidus conradicus</i>	6	37-81	52.3	18.2
<i>Megalonaias nervosa</i>	1	180	NA	NA
<i>Pyganodon grandis</i>	2	46-347	196.5	NA
<i>Utterbackia imbecillis</i>	8	22-520	93.7	172.8
Acute 96-hour juvenile tests:				
<i>Lampsilis rafinesqueana</i>	1	23	NA	NA
<i>Lampsilis siliquoidea</i>	13	18-41	23.8	7.3
<i>Lasmigona subviridis</i>	3	52.05-92.99	69.89	20.97
<i>Utterbackia imbecillis</i>	20	22-111	48.1	23.2

n=number of results (references) per species

NA=Not applicable; ≤2 test results

Pesticides: Toxicity test results for the nine pesticides included in the database were based on: one reference for 2,4-D, chlorpyrifos, diazinon, glyphosate, pentachlorophenol (PCP), and permethrin; two references for carbaryl and nonylphenol; and four references for atrazine (see **Figure 5, Table 3**). The Milam 2005 reference is an example of a single article with multiple chemicals tested (i.e., 2,4-D, carbaryl, 4-nonylphenol, PCP, and permethrin). One of these articles was published after 2006, and provided acute and chronic toxicity results from ASTM laboratory tests with atrazine and chlorpyrifos (Bringolf et al. 2007c). There were two articles that provided duplicate data for atrazine acute tests (Bringolf et al. 2007a and 2007c). The number of data results compiled in the database by pesticide included 2 for glyphosate, 3 for diazinon, 8 for chlorpyrifos, 9 for

permethrin, 13 for 2,4-D and PCP, 15 for carbaryl, 26 for atrazine, and 35 for nonylphenol (see **Figure 6**).



DISCUSSION

The freshwater mussel toxicity studies identified through a literature search were included in a database that contains quantitative endpoints that will assist in future risk assessment analysis

and/or regulatory decisions. Currently, the database includes the toxicants of ammonia and chlorine; the metals of cadmium copper, lead, mercury, and zinc; the major ions of sodium bicarbonate and sodium chloride; and the pesticides 2,4-D, atrazine, carbaryl, chlorpyrifos, diazinon, glyphosate, nonylphenol, PCP, and permethrin. The toxicity data collected in the database includes published articles and sources from the gray literature dating from 1991 to 2014. The ASTM guidelines (E2455- 06; reapproved 2013) were first published starting in 2006, and provided useful guidance in the conduct of laboratory toxicity tests with freshwater mussels. The more recently published articles reference the ASTM guideline and provide more dependable results for analysis.

For metals, data results compiled in the database are most numerous for copper (199). An extended analysis of copper data indicates that nearly half represent acute LC₅₀/EC₅₀ results conducted according to ASTM guideline recommendations, with 62 acute 24-hour glochidia test results and 37 acute 96-hour juvenile results. Based on the variable acute test results for copper among species in the database, the use of more than one freshwater mussel species in laboratory toxicity testing is important in determining impacts to mussels with different habitat and life history requirements. However, restricting the number of species recommended for test types will provide more reproducible laboratory data for comparisons and effect determinations. According to Raimondo et al. (2016), glochidia and juvenile mussel acute tests should be performed on a chemical-by-chemical basis, and the commonly tested mussel species of *L. siliquoidea*, *U. imbecillis*, and *V. iris* adequately represented mussel sensitivity in the absence of a diverse mussel toxicity dataset. However, toxicity testing with additional mussel species is needed to improve the application of safety factors. The safety factors of 2 to 5 might be applied to data for commonly tested mussel species for protective levels inclusive of inter-species and inter-laboratory variation (Raimondo et al. 2016).

For pesticides, the data results compiled in the database are most numerous for atrazine (26) and nonylphenol (35). In general, fewer pesticide toxicity test references were found in the literature search, and fewer test results for pesticide toxicity in freshwater mussels were available in comparison to metals. However, the database included more individual pesticide chemicals (9) than metals (5).

For continued expansion of the database, toxicity results from tests with the emerging contaminants of major ions, pharmaceuticals, and chemicals from pollution events in freshwater need additional representation. The toxicity tests should follow ASTM guidelines, and quantitative results are needed for both the current database toxicants and additional chemicals of concern. Other recommendations for expansion of this freshwater mussel toxicity database include the following: quality control and quality assurance of all data by qualified experts in this field; addition of web links to publicly available journal articles and abstracts; making the database public with searchable data fields such as chemical, endpoints, and species; additional computer programming functions and statistical analysis of data; and annual updates based on new published toxicity articles and any new testing guideline requirements. In the future, this database could be provided as on-line toxicity information to natural resource professionals involved in freshwater mussel conservation.

REFERENCES: (see **Appendix A** for complete list of database and literature search references).

APPENDIX A: Literature Search References for Freshwater Mussel Toxicity

Reference Number	Citations
1	Akarte SR, Mane UH. 1988. Toxicity of folithion to three species of freshwater bivalve molluscs in different seasons. <i>J Environ Biol</i> 9(1):27-38
2	American Society for Testing and Materials. 2013. Standard guide for conducting laboratory toxicity tests with freshwater mussels. E2455-06 (reapproved 2013). DOI: 10.1520/E2455-06R13; https://www.astm.org/Standards/E2455.htm
3	Archambault JM, Bergeron CM, Cope WG, Richardson RJ, Heilman MA, Corey III JE, Netherland MD, Heise RJ. 2014. Sensitivity of freshwater molluscs to hydrilla-targeting herbicides: providing context for invasive aquatic weed control in diverse ecosystems. <i>Journal of Freshwater Ecology</i> , DOI: 10.1080/02705060.2014.945104
4	Augspurger T, Dwyer FJ, Ingersoll CG, Kane CM. 2007. Editorial, Advances and opportunities in assessing contaminant sensitivity of freshwater mussel (Unionidae) early life stages. <i>Environ Toxicol Chem</i> 26:2025-2028
5	Augspurger T, Keller AE, Black MC, Cope WG, Dwyer FJ. 2003. Water quality guidance for protection of freshwater mussels (Unionidae) from ammonia exposure. <i>Environ Toxicol Chem</i> 22:2569-2575
6	Augspurger TP, Wang N, Kunz JL, Ingersoll CG. 2014. Pollutant sensitivity of the endangered Tar River Spiny mussel as assessed by single chemical and effluent toxicity tests. U.S. Fish and Wildlife Service, Ecological Services, Raleigh, NC.
7	Bartsch MR, Newton TJ, Allran JW, O'Donnell JA, Richardson WB. 2003. Effects of pore-water ammonia on in situ survival and growth of juvenile mussels (<i>Lampsilis cardium</i>) in the St. Croix riverway, Wisconsin, USA. <i>Environ Toxicol Chem</i> 22:2561-2568
8	Beggel S, Geist J. 2015. Acute effects of salinity exposure on glochidia viability and host infection of the freshwater mussel <i>Anodonta anatina</i> (Linnaeus, 1758). <i>Science of the Total Environment</i> 502:659-665. DOI: 10.1016/j.scitotenv.2014.09.067
9	Besser JM, Brumbaugh WG, Kemble NE, Ivey CD, Kunz JL, Ingersoll CG, Rudel D. 2011. Toxicity of nickel-spiked freshwater sediments to benthic invertebrates-spiking methodology, species sensitivity, and nickel bioavailability, prepared in cooperation with the Nickel

APPENDIX A: Literature Search References for Freshwater Mussel Toxicity

Reference Number	Citations
	Producers Environmental Research Association. US Department of Interior, US Geological Survey, Scientific Investigations Report 2011-5225.
10	Besser JM, Ingersoll CG, Brumbaugh WG, Kemble NE, May TW, Wang N, MacDonald DD, Roberts AD. 2015. Toxicity of sediments from lead zinc mining areas to juvenile freshwater mussels (<i>Lampsilis siliquoidea</i>), compared to standard test organisms. <i>Environ Toxicol Chem</i> Accepted Article. DOI: 10.1002/etc.2849
11	Bills TD, Rach JJ, Marking LL, Howe GE. 1992. Effects of the lampricide 3-Trifluoromethyl-4-Nitrophenol on the Pink Heelsplitter. US Fish and Wildlife Service, Resource Publication 183. 7 pp.
12	Black MC. 2001. Water quality standards for North Carolina's endangered mussels. Final Report. Department of Health Science, University of Georgia, Athens, GA.
13	Blakeslee CJ, Galbraith HS, Robertson LS, and White BSJ. 2013. The effects of salinity exposure on multiple life stages of common freshwater mussel, <i>Elliptio complanata</i> . <i>Environ Toxicol Chem</i> 32:2849-2854
14	Boogaard MA., Kolar CS, Waller DL. 2004. Acute toxicity of 3-trifluoromethyl-4-nitrophenol (TFM) and a TFM-1% niclosamide mixture to the giant floater (<i>Pyganodon grandis</i>), fragile papershell (<i>Leptodea fragilis</i>), and pink heelsplitter (<i>Potamilus alatus</i>) unionid mussels and sea lamprey (<i>Petromyzon marinus</i>) larvae. Report submitted to the Lake Champlain Fish and Wildlife Management Cooperative, Essex Junction, Vermont, June 2004. 21 pp.
15	Boogaard MA, Rivera JE. 2011. Acute toxicity of two lampricides, 3-trifluoromethyl-4-nitrophenol (TFM) and a TFM:1% niclosamide mixture, to sea lamprey, three species of unionids, haliplid water beetles, and American eel. <i>Great Lakes Fish Comm Tech Rep</i> 70.
16	Bringolf RB, Cope WG, Eads CB, Lazro PR, Barnhart MC, Shea D. 2007a. Acute and chronic toxicity of technical -grade pesticides to glochidia and juveniles of freshwater mussels (Unionidae). <i>Environ Toxicol Chem</i> 26:2086-2093.
17	Bringolf RB, Cope WG, Mosher S, Barnhart MC, Shea D. 2007b. Acute and chronic toxicity of glyphosate compounds to glochidia and juveniles of <i>Lampsilis siliquoidea</i> (Unionidae). <i>Environ Toxicol Chem</i> 26:2094–2100.

APPENDIX A: Literature Search References for Freshwater Mussel Toxicity

Reference Number	Citations
18	Bringolf RB, Cope WG, Barnhart MC, Mosher S, Lazaro PR, Shea D. 2007c. Acute and chronic toxicity of pesticide formulations (atrazine, chlorpyrifos, and permethrin) to glochidia and juveniles of <i>Lampsilis siliquoidea</i> . <i>Environ Toxicol Chem</i> 26:2101-2107.
19	Bringolf RB, Heltsley RM, Newton TJ, Eads CB, Fraley SJ, Shea D, Cope WG. 2010. Environmental occurrence and reproductive effects of the pharmaceutical fluoxetine in native freshwater mussels. <i>Environ Toxicol Chem</i> 29:1311-1318. DOI: 10.1002/etc.157
20	Cherry DS, Farris JL, Neves RJ. 1991. Laboratory and field ecotoxicological studies at the Clinch River Plant, Virginia. Final Report, American Electric Service Corporation, Columbus, OH. 228 pp.
21	Cherry DS, Scheller JL, Cooper NL, Bidwell JR. 2005a. Potential effects of Asian clam (<i>Corbicula fluminea</i>) die-offs on native freshwater mussels (Unionidae) I: water-column ammonia levels and ammonia toxicity. <i>J. N. Am. Benthol. Soc.</i> 24(2):369-380
22	Cherry DS, Valenti TW, Currie RJ, Neves RJ, Jones JW, Mair RA, Kane CM. 2005b. Chlorine toxicity to early life stages of freshwater mussels, Final Report. USGS Scientific Support Partnership Project ID 01-R5-09. Virginia Polytechnic Institute and State University, Biology Department and Department of Fisheries and Wildlife Science
23	Clearwater SJ, Thompson KJ, Hickey CW. 2014. Acute toxicity of copper, zinc, and ammonia to larvae (glochidia) of the native freshwater mussel <i>Echyridella menziesii</i> in New Zealand. <i>Arch Environ Contam Toxicol</i> (2014) 66:213–226. DOI 10.1007/s00244-013-9972-7
24	Clem SA. 1998. Complexities in early lifestage testing of freshwater mussels to selected metals. Master's Thesis, Arkansas State University. Jonesboro, Arkansas. 99 pp.
25	Conners DE, Black MC. 2004. Evaluation of lethality and genotoxicity in the freshwater mussel <i>Utterbackia imbecillis</i> (Bivalva: Unionidae) exposed singly and in combination to chemicals used in lawn care. <i>Arch Environ Toxicol Chem</i> 46:362-371. DOI: 10.1007/s00244-003-3003-z
26	Cope WG, Bringolf RB, Buchwalter DB, Newton TJ, Ingersoll CG, Wang N, Augspurger T, Dwyer FJ, Barnhart MC, Neves RJ, Hammer E. 2008. Differential exposure, duration and sensitivity of unionoidean bivalvae life stages to environmental contaminants. <i>J N Am Benthol Soc</i> 27(2):451-462. DOI: 10.1899/07-094.1

APPENDIX A: Literature Search References for Freshwater Mussel Toxicity

Reference Number	Citations
27	Cummings K. 2016. "2015 Freshwater Mollusk Bibliography" In <i>Ellipsaria: Newsletter of the Freshwater Mollusk Conservation Society</i> Vol. 18 - No. 2. June 2016, http://molluskconservation.org/PUBLICATIONS/ELLIPSARIA/EllipsariaJune2016.pdf
28	Doran WJ, Cope WG, Rada RG, Sandheinrich MB. 2001. Acetylcholinesterase inhibition in the threeridge mussel (<i>Amblema plicata</i>) by chlorpyrifos: Implications for biomonitoring. <i>Ecotoxicology and Environmental Safety</i> 49:91-98. DOI: 10.1006/eesa.2000.2036
29	Douda K. 2010. Effects of nitrate nitrogen pollution on Central European unionid bivalves revealed by distributional data and acute toxicity testing. <i>Aquatic Conserv: Mar Freshw Ecosyst</i> 20: 189–197. DOI: 10.1002/aqc.1076
30	Falfushynska HI, Gnatyshyna LL, Stoliar OB. 2013. Effect of in situ exposure history on the molecular responses of freshwater bivalve <i>Anodonta anatina</i> (Unionidae) to trace metals. <i>Ecotoxicology and Environmental Safety</i> 89:73-83
31	Farang AM, Harper DD. 2014. Chronic toxicity of sodium bicarbonate, a major component of coal bed natural gas produced waters. <i>Environ Toxicol Chem</i> 33:532-540
32	Faria M, López MA, Fernández-Sanjuan M, Lacorte S, Barata C. 2010. Comparative toxicity of single and combined mixtures of selected pollutants among larval stages of the native freshwater mussels (<i>Unio elongatulus</i>) and the invasive zebra mussel (<i>Dreissena polymorpha</i>). <i>Science of the Total Environment</i> 408:2452-2458. DOI:10.1016/j.scitotenv.2010.02.047
33	Fritts AK, Barnhart MC, Bradley M, Liu N, Cope WG, Hammer E, Bringolf RB. 2014. Assessment of toxicity test endpoints for freshwater mussel larvae. <i>Environ Toxicol Chem</i> 33:199-207.
34	Fuller SLH. 1974. Clams and Mussels (Mollusca:Bivalvia). Chapter 8:215-273
35	Gilderhus PA, Bills TD, Johnson DA. 1992. Methods for detoxifying the lampricide 3-Trifluoromethyl-4-Nitrophenol in streams. US Fish and Wildlife Service, Resource Publication 184. 5 pp.
36	Gillis PL. 2011. Assessing the toxicity of sodium chloride to the glochidia of freshwater mussels: Implications for salinization of surface waters. <i>Environmental Pollution</i> 159:1702-1708

APPENDIX A: Literature Search References for Freshwater Mussel Toxicity

Reference Number	Citations
37	Gillis PL. 2012. Cumulative impacts of urban runoff and municipal wastewater effluents on wild freshwater mussels (<i>Lasmigona costata</i>). <i>Science of the Total Environment</i> 431:348-356
38	Gillis PL, Mitchell RJ, Schwalb AN, McNichols KA, Mackie GL, Wood CM, Ackerman JD. 2008. Sensitivity of the glochidia (larvae) of freshwater mussels to copper: Assessing the effect of water hardness and dissolved organic carbon on the sensitivity of endangered species. <i>Aquatic Toxicology</i> 88:137-145. DOI:10.1016/j.aquatox.2008.04.003
39	Gillis PL, McGeer JC, Mackie GL, Wilkie MP, Ackerman JD. 2010. The effect of natural dissolved organic carbon on the acute toxicity of copper to larval freshwater mussels (<i>glochidia</i>). <i>Environ Toxicol Chem</i> 29:2519-2528. DOI: 10.1002/etc.299
40	Gillis PL, Gagné F, McInnis R, Hoey TM, Choy ES, André C, Hoque ME, Metcalfe CD. 2014. The impact of municipal wastewater effluent on field-deployed freshwater mussels in the Grand River (Ontario, Canada). <i>Environ Toxicol Chem</i> 33:134-143
41	Gilroy EAM, Klinck JS, Campbell SD, McInnis R, Gillis PL, de Solla SR. 2014. Toxicity and bioconcentration of the pharmaceuticals moxifloxacin, rosuvastatin, and drospirenone to the unionid mussel <i>Lampsilis siliquoidea</i> . <i>Science of the Total Environment</i> 487:537-544. DOI: 10.1016/j.scitotenv.2014.03.051
42	Gooding MP, Newton TJ, Bartsch MR, Hornbuckle KC. 2006. Toxicity of synthetic musks to early life stages of the freshwater mussel <i>Lampsilis cardium</i> . <i>Arch Environ Contam Toxicol</i> 51:549–558. DOI: 10.1007/s00244-005-0223-4
43	Goudreau SE. 1988. Effects of sewage treatment plant effluents on mollusks and fish of the Clinch River in Tazewell County, Virginia. Thesis, Virginia Polytechnic Institute and State University, Blacksburg, Virginia.
44	Goudreau SE, Neves RJ, Sheehan RJ. 1993. Effects of wastewater treatment plant effluents on freshwater mollusks in the upper Clinch River, Virginia, USA. <i>Hydrobiologia</i> 252:211-230
45	Hansten C, Heino M, Pynnonen K. 1996. Viability of glochidia of <i>Anodonta anatina</i> (Unionidae) exposed to selected metals and chelating agents. <i>Aquatic Toxicology</i> 34:1-12.

APPENDIX A: Literature Search References for Freshwater Mussel Toxicity

Reference Number	Citations
46	Harper DD, Farag AM, and Skaar D. 2014. Acute toxicity of sodium bicarbonate, a major component of coal bed natural gas produced waters, to 13 aquatic species as defined in the laboratory. <i>Environ Toxicol Chem</i> 33:525-531
47	Havlik ME, Marking LL. 1987. Effects of contaminants on Naiad mollusks (Unionidae): A Review. US Department of Interior, Fish and Wildlife Service, Washington, DC. Resource Publication 164.
48	Hazelton PD, Cope WG, Pandolfo TJ, Mosher S, Strynar MJ, Barnhart MC, Bringolf RB. 2012. Partial life cycle and acute toxicity of perfluoroalkyl acids to freshwater mussels. <i>Environ Toxicol Chem</i> 31:1611-1620. DOI: 10.1002/etc.1866
49	Hazelton PD, Cope WG, Mosher S, Pandolfo TJ, Belden JB, Barnhart MC, Bringolf RB. 2013. Fluoxetine alters adult freshwater mussel behavior and larval metamorphosis. <i>Science of the Total Environment</i> 445-446:94-100. DOI: 10.1016/j.scitotenv.2012.12.026
50	Hazelton PD, Du B, Haddad SP, Fritts AK, Chambliss CK, Brooks BW, Bringolf RB. 2014. Chronic fluoxetine exposure alters movement and burrowing in adult freshwater mussels. <i>Aquatic Toxicology</i> 151:27-35. DOI: 10.1016/j.aquatox.2013.12.019
51	Horne FR, McIntosh S. 1979. Factors influencing distribution of mussels in the Blanco River of central Texas. <i>The Nautilus</i> 94:119-133
52	Huebner JD, Pynnönen KS. 1992. Viability of glochidia of two species of <i>Anodonta</i> exposed to low pH and selected metals. <i>Canadian Journal of Zoology</i> 70: 2348-2355.
53	Huebner JD, Pynnönen KS. 1992. Viability of two species of <i>Anodonta</i> exposed to low pH and selected metals. <i>Can J Zool</i> 70:2348-2355
54	Imlay MJ. 1973. Effects of potassium on survival and distribution of freshwater mussels. <i>Malacologia</i> 12:97-113.
55	Jacobson PJ. 1990. Sensitivity of early life stages of freshwater mussels (Bivalvia:Unionidae) to copper. Thesis. Virginia Polytechnic Institute and State University Blacksburg, VA.
56	Jacobson PJ, Farris JL, Cherry DS, Neves RJ. 1993. Short Communication, Juvenile freshwater mussel (Bivalvia:Unionidae) responses to acute toxicity testing with copper. <i>Environ Toxicol Chem</i> 12:879-883

APPENDIX A: Literature Search References for Freshwater Mussel Toxicity

Reference Number	Citations
57	Jacobson PJ, Neves RJ, Cherry DS, Farris JL. 1997. Sensitivity of glochidial stages of freshwater mussels (Bivalvia:Unionidae) to copper. <i>Environ Toxicol Chem</i> 16:2384-2392
58	Johnson IC, Keller AE, Zam SG. 1993. "A method for conducting acute toxicity tests with the early life stages of freshwater mussels" Environmental Toxicology and Risk Assessment, ASTM STP 1179, Landis WG, Hughes JS, Lewis MA, Eds., American Society for Testing and Materials, Philadelphia, 1993 pp. 381-396
59	Jorge MB, Loro VL, Bianchini A, Wood CM, Gillis PL. 2013. Mortality, bioaccumulation and physiological responses in juvenile freshwater mussels (<i>Lampsilis siliquoidea</i>) chronically exposed to copper. <i>Aquatic Toxicology</i> 126:137-147. DOI:10.1016/j.aquatox.2012.10.014
60	Keller AE, Augspurger T. 2005. Toxicity of fluoride to the endangered Unionid mussel, <i>Alasmidonta raveneliana</i> , and surrogate species. <i>Bull Environ Contam Toxicol</i> 74:242-249. DOI: 10.1007/s00128-004-0576-9
61	Keller AE. Unpublished. USEPA. 1999. Implementation of Terms and Conditions of the Great Lakes Water Quality Guidance Biological Opinion: Mussel Sensitivity Report. U.S. EPA, Region 5 Water Division, Region 4, Science and Ecosystems Support Division, Office of Science and Technology, and Office of General Counsel.
62	Keller AE, Zam SG. 1991. The acute toxicity of selected metals to the freshwater mussel, <i>Anodonta imbecillis</i> . <i>Environ Toxicol Chem</i> 10: 539-546.
63	Keller AE. 1993. Acute toxicity of several pesticides, organic compounds, and a wastewater effluent to the freshwater mussel, <i>Anodonta imbecilis</i> , <i>Ceriodaphnia dubia</i> , and <i>Pimephales promelas</i> . <i>Bull Environ Contain Toxicol</i> 51:696-702
64	Keller AE, Ruessler DS. 1997. The toxicity of malathion to Unionid mussels: Relationship to expected environmental concentrations. <i>Environ Toxicol Chem</i> 16:1028-1033
65	Khazri A, Sellami B, Dellali M, Corcellas C, Eljarrat E, Barceló D, Mahmoudi E. 2015. Acute toxicity of cypermethrin on the freshwater mussel <i>Unio gibbus</i> . <i>Ecotoxicology and Environmental Safety</i> 115:62-66

APPENDIX A: Literature Search References for Freshwater Mussel Toxicity

Reference Number	Citations
66	Klaine SJ, Warren LW, Summers JM. 1997. The use of juvenile mussels (<i>Utterbackia imbecillis</i> , Say) as a standardized toxicity testing organism. Final Report TIWET 09535. The Institute of Wildlife and Environmental Toxicology (TIWET), Clemson University, Pendleton, SC.
67	Köprücü K, Seker, E. 2008. Acute Toxicity of Deltamethrin for Freshwater Mussel, <i>Unio elongatulus eucirrus</i> Bourguignat. <i>Bull Environ Contam Toxicol</i> 80:1–4. DOI 10.1007/s00128-007-9254-z
68	Kovács N, Abdel-Hameid NA, Kovács K, Paulovits G. 2010. Sensitivity of three unionid glochidia to elevated levels of copper, zinc and lead. <i>Knowledge and Management of Aquatic Ecosystems</i> 399, 04:1-7. DOI: 10.1051/kmae/2010028
69	Kunz JL, Conley JM, Buchwalter DB, Norberg-King TJ, Kemble NE, Wang N, Ingersoll CG. 2013. Use of reconstituted waters to evaluate effects of elevated major ions associated with mountaintop coal mining on freshwater invertebrates. <i>Environ Toxicol Chem</i> 32:2826-2835
70	Lasee BA. 1991. Histological and ultrastructural studies of larval and juvenile <i>Lampsilis</i> (Bivalvia) from the upper Mississippi River. Thesis, Iowa State University. Ames, IA.
71	Leonard JA, Cope WG, Barnhart MC, Bringolf RB. 2014. Metabolomic, behavioral, and reproductive effects of the aromatase inhibitor farozole hydrochloride on the unionid mussel <i>Lampsilis fasciola</i> . <i>General and Comparative Endocrinology</i> 206:213-226. DOI: 10.1016/j.ygcen.2014.07.019
72	Leonard JA, Cope WG, Barnhart MC, Bringolf RB. 2014. Metabolomic, behavioral, and reproductive effects of the synthetic estrogen 17 α -ethinylestradiol on the unionid mussel <i>Lampsilis fasciola</i> . <i>Aquatic Toxicology</i> 150:103-116. DOI: 10.1016/j.aquatox.2014.03.004
73	Lockwood R, Hall S, ENVIRON, Harrass M. "Boron chronic toxicity to the Fatmucket mussel <i>Lampsilis siliquoidea</i> in water-only and whole-sediment exposures" Poster. Sponsored by Borates REACH Consortium of the European Borates Association, Brussels, Belgium.
74	Marasinghe Wadige CPM, Maher WA, Taylor AM, Krikowa F. 2014. Exposure–dose–response relationships of the freshwater bivalve <i>Hyridella australis</i> to cadmium spiked sediments. <i>Aquatic Toxicology</i> 152:361-371

APPENDIX A: Literature Search References for Freshwater Mussel Toxicity

Reference Number	Citations
75	March FA, Dwyer FJ, Augspurger T, Ingersoll CG, Wang N, Mebane CA. 2007. Contaminant sensitivity of freshwater mussels, An evaluation of freshwater mussel toxicity data in the derivation of water quality guidance and standards for copper. <i>Environ Toxicol Chem</i> 26:2066-2074.
76	McCann MT. 1993. Toxicity of zinc, copper, and sediments to early life stages of freshwater mussels in the Powell River, Virginia. Thesis, Virginia Polytechnic Institute and State University. Blacksburg, Virginia. 143 pp.
77	McKinney AD, Wade DC. 1996. Short Communication, Comparative response of <i>Ceriodaphnia dubia</i> and juvenile <i>Anodonta imbecillis</i> to pulp and paper mill effluents discharged to the Tennessee River and its tributaries. <i>Environ Toxicol Chem</i> 15:514-517
78	Miao J, Barnhart MC, Brunson EL, Hardesty DK, Ingersoll CG, Wang N. 2010. Short communication, An evaluation of the influence of substrate on the response of juvenile freshwater mussels (Fatmucket, <i>Lampsilis siliquoidea</i>) in acute water exposures to ammonia. <i>Environ Toxicol Chem</i> 29:2112-2116. DOI:10.1002/etc.259
79	Milam CD, Farris JL, Dwyer FJ, Hardesty DK. 2005. Acute toxicity of six freshwater mussel species (glochidia) to six chemicals: implications for daphnids and <i>Utterbackia imbecillis</i> as surrogates for protection of freshwater mussels (Unionidae). <i>Arch Environ Toxicol Chem</i> 48:166-173. DOI:10.1007/s00244-003-3125-3
80	Mosher S, Cope WG, Weber FX, Shea D, Kwak TJ. 2010. Effects of lead on Na ⁺ , K ⁺ -ATPase and hemolymph ion concentrations in the freshwater mussel <i>Elliptio Complanata</i> . <i>Wiley Online Library</i> . DOI: 10.1002/tox.20639
81	Mosher S, Cope WG, Weber FX, Kwak TJ, Shea D. 2012. Assessing accumulation and sublethal effects of lead in Unionid mussel. <i>Walkerana: The Journal of the Freshwater Mollusk Conservation Society</i> . 15(1):60-68.
82	Mummert AK. 2001. Evaluating the feasibility of rearing juvenile freshwater mussels in a flow-through pond system at White Sulphur Springs National Fish Hatchery. Thesis, Virginia Polytechnic Institute and State University. Blacksburg, Virginia. 164 pp.
83	Mummert AK, Neves RJ, Newcomb TJ, Cherry DS. 2003. Sensitivity of juvenile freshwater mussels (<i>Lampsilis fasciola</i> , <i>Villosa iris</i>) to total and un-ionized ammonia. <i>Environ Toxicol Chem</i> 22:2545-2553

APPENDIX A: Literature Search References for Freshwater Mussel Toxicity

Reference Number	Citations
84	Myers-Kinzie M. 1998. Factors affecting survival and recruitment of Unionid mussels in small midwestern streams. PhD thesis. Purdue University, West Lafayette, Indiana. 143 pp.
85	Newton TJ, Allran JW, O'Donnell, Bartsch MR, Richardson WB. 2003. Effects of ammonia on juvenile unionid mussels (<i>Lampsilis cardium</i>) in laboratory sediment toxicity tests. <i>Environ Toxicol Chem</i> 22:2554-2560
86	Newton TJ, Bartsch MR. 2007. Contaminant sensitivity of freshwater mussels, Lethal and sublethal effects of ammonia to juvenile <i>Lampsilis</i> mussels (Unionidae) in sediment and water-only exposures. <i>Environ Toxicol Chem</i> 26:2057-2065
87	Pandolfo TJ, Cope WG, Arellano C. 2010. Thermal tolerance of juvenile freshwater mussels (Unionidae) under the added stress of copper. <i>Environ Toxicol Chem</i> 29:691-699. DOI: 10.1002/etc.92
88	Pandolfo TJ, Cope WG, Young GB, Jones JW, Hus D, Lingenfelter SF. 2012. Acute effects of road salts and associated cyanide compounds on the early life stages of the Unionid mussel <i>Villosa iris</i> . <i>Environ Toxicol Chem</i> 31:1801-1806. DOI: 10.1002/etc.1876
89	Pillow MJ. 2009. Acute toxicity of ammonia and copper to mussel (Bivalvia:Unionidae) glochidia inside and outside of conglutinates. Thesis, Missouri State University
90	Prochazka ST, Cope WG, Recio L. 2012. Genotoxic response of unionid mussel Hemolymph to hydrogen peroxide and polycyclic aromatic hydrocarbons. <i>Walkerana: The Journal of the Freshwater Mollusk Conservation Society</i> . 15(2):113-125.
91	Pynnönen K. 1995. Effect of pH, hardness and maternal pre-exposure on the toxicity of Cd, Cu and Zn to the glochidial larvae of a freshwater clam <i>Anodonta cygnea</i> . <i>Water Research</i> 29: 247-254
92	Raimondo S, Vivian DH, Delos C, Barron MG. 2008. Protectiveness of species sensitivity distribution hazard concentrations for acute toxicity used in endangered species risk assessment. <i>Environ Toxicol Chem</i> 27:2599-2607
93	Raimondo S, Lilavois CR, Lee L, Augspurger T, Wang N, Ingersoll CG, Bauer C, Hammer E, Barron, MG. 2016. Assessing variability in chemical acute toxicity of unionid mussels: influence of intra- and interlaboratory testing, life stage, and species. <i>Environ Toxicol Chem</i> 35:750-758

APPENDIX A: Literature Search References for Freshwater Mussel Toxicity

Reference Number	Citations
94	Scheller JL. 1997. The effect of dieoffs of Asian clams (<i>Corbicula fluminea</i>) on native freshwater mussels (Unionidae). Thesis, Virginia Polytechnic Institute and State University, Blacksburg, VA
95	Schweinforth RL, Wade DC. 1990. Effects from subchronic 90-day exposure of in vitro-transformed juvenile freshwater mussels (<i>Anodonta imbecilis</i>). SETAC Abstract P303: page 190.
96	Soucek DJ. 2006. Effects of water quality on acute and chronic toxicity of sulfate to freshwater bivalves, <i>Ceriodaphnia dubia</i> , and <i>Hyaella azteca</i> . U.S. Environmental Protection Agency Grant # CP96543701-0 (submitted to US EPA, Region 5, Water Division, Chicago, IL).
97	Soucek DJ, Dickinson A, Koch BT. 2011. Acute and chronic toxicity of boron to a variety of freshwater organisms. <i>Environ Toxicol Chem</i> 30:1906-1914. DOI: 10.1002/etc.578
98	Soucek DJ, Dickinson A. 2012. Acute toxicity of nitrate and nitrite to sensitive freshwater insects, mollusks and a crustacean. <i>Arch Environ Toxicol Chem</i> 62:233-242. DOI: 10.1007/s00244-011-9705-8
99	Strayer DL. 2014. Understanding how nutrient cycles and freshwater mussels (Unionoida) affect one another. <i>Hydrobiologia</i> 735:277–292. DOI 10.1007/s10750-013-1461-5
100	Thorsen WA, Cope WG, Shea D. 2004. Bioavailability of PAHs: Effects of soot carbon and PAH source. <i>Environ Sci Technol</i> 38:2029-2037. DOI: 10.1007/s00244-004-3186-y
101	Thorsen WA, Forestier D, Sadifer T, Lazaro PR, Cope WG, Shea D. 2004. Elimination rate constants of 46 polycyclic aromatic hydrocarbons in the Unionid mussel, <i>Elliptio complanata</i> . <i>Arch Environ Contam Toxicol</i> 47:332–340. DOI: 10.1007/s00244-004-3186-y
102	Todd AK, Kaltenecker MG. 2012. Warm season chloride concentrations in stream habitats of freshwater mussel species at risk. <i>Environmental Pollution</i> 171:199-206. DOI: 10.1016/j.envpol.2012.07.040
103	USEPA. 2001. 2001 Update of ambient water quality criteria for cadmium. EPA-822-R-01-001. Office of Water, Washington, DC. (Table 1 has data from Keller for juvenile mussels)

APPENDIX A: Literature Search References for Freshwater Mussel Toxicity

Reference Number	Citations
104	US EPA. 2010. Final report on acute and chronic toxicity of nitrate, nitrite, boron, manganese, fluoride, chloride and sulfate to several aquatic animal species. EPA 905-R-10-002. Region 5 Water Division.
105	U.S. Geological Survey. 2004. Unpublished data. October 2004 progress memorandum Developing Water Quality Standards for Recovery of Imperiled Freshwater Mussels (Family Unionidae)". Biological Resources Division. Columbia Environmental Research Center, Columbia, MO.
106	U.S. Geological Survey. 2005. Unpublished data. October 2005 progress memorandum Developing Water Quality Standards for Recovery of Imperiled Freshwater Mussels (Family Unionidae)". Biological Resources Division. Columbia Environmental Research Center, Columbia, MO.
107	Valenti TW, Cherry DS, Neves RJ, Schmerfeld J. 2005. Acute and chronic toxicity of mercury to early life stages of the rainbow mussel, <i>Villosa iris</i> (Bivalvia:Unionidae). <i>Environ Toxicol Chem</i> 24:1242-1246
108	Valenti TW, Cherry DS, Currie RJ, Neves RJ, Jones JW, Mair R, Kane CM. 2006. Chlorine toxicity to early life stages of freshwater mussels (Bivalvia:Unionidae). <i>Environ Toxicol Chem</i> 25:2512-2518
109	Varanka I. 1986. Toxicity of mosquitocides on freshwater mussel larvae. <i>Aeta Biologica Hungarica</i> 37:143-158
110	Wade DC. 1990. Screening toxicity evaluation of Wheeler reservoir sediments using juvenile freshwater mussels (<i>Anodonta imbecillis</i> Say) exposed to sediment interstitial water. Tennessee Valley Authority, Water Resources Division, Aquatic Research Laboratory. TVA/WR/AB--90/13
111	Wade DC 1992. Definitive evaluation of Wheeler reservoir sediment toxicity using juvenile freshwater mussels (<i>Anodonta imbecillis</i> Say). Tennessee Valley Authority, Water Resources Division, Aquatic Research Laboratory. TVA/WR--92/25
112	Waller DL, Rach JJ, Luoma JA. 1998. Acute toxicity and accumulation of the piscicide 3-trifluoromethyl-4-nitrophenol (TFM) in freshwater mussels (<i>Bivalvia:Unionidae</i>). <i>Ecotoxicology</i> 7:113-121

APPENDIX A: Literature Search References for Freshwater Mussel Toxicity

Reference Number	Citations
113	Wang N, Augspurger T, Barnhart MC, Bidwell JR, Cope WG, Dwyer FJ, Geis S, Greer IE, Ingersoll CG, Kane CM, May TW, Neves RJ, Newton TJ, Roberts AD, Whites DW. 2007a. Intra- and interlaboratory variability in acute toxicity tests with glochidia and juveniles and freshwater mussels (Unionidae). <i>Environ Toxicol Chem</i> 26:2029-2035
114	Wang N, Ingersoll CG, Greer IE, Hardesty DK, Ivey CD, Kunz JL, Brumbaugh WG, Dwyer FJ, Roberts AD, Augspurger T, Kane CM, Neves RJ, Barnhart MC. 2007b. Chronic toxicity of copper and ammonia to juvenile freshwater mussels (Unionidae). <i>Enviro Toxicol Chem</i> 26:2048-2056
115	Wang N, Ingersoll CG, Greer IE, Hardesty DK, Ivey CD, Kunz JL, May TW, Dwyer FJ, Roberts AD, Augspurger T, Kane CM, Neves RJ, Barnhart MC. 2007c. Acute toxicity of copper, ammonia, and chlorine to juvenile freshwater mussels (Unionidae). <i>Enviro Toxicol Chem</i> 26:2036-2047
116	Wang N, Erickson RJ, Ingersoll CG, Ivey CD, Brunson EL, Augspurger T, Barnhart MC. 2008. Influence of pH on the acute toxicity of ammonia to juvenile freshwater mussels (Fatmucket, <i>Lampsilis siliquoidea</i>). <i>Environ Toxicol Chem</i> 27:1141-1146
117	Wang N, Mebane CA, Kunz JL, Ingersoll CG, Arnold WR, Santore RC, Augspurger T, Dwyer FJ, Barnhart MC. 2009. Evaluation of acute copper toxicity to juvenile freshwater mussels (Fatmucket, <i>Lampsilis siliquoidea</i>) in natural and reconstituted waters. <i>Environ Toxicol Chem</i> 28:2367-2377.
118	Wang N, Ingersoll CG, Ivey CD, Hardesty DK, May TW, Augspurger T, Roberts AD, Van Genderen E, Barnhart MC. 2010. Sensitivity of early life stages of freshwater mussels (Unionidea) to acute and chronic toxicity of lead, cadmium, and zinc in water. <i>Environ Toxicol Chem</i> 29: 2053-2063. DOI:10.1002/etc.250
119	Wang N, Mebane CA, Kunz JL, Ingersoll CG, Brumbaugh WG, Santore RC, Gorsuch JW, Arnold WR. 2011. Influence of dissolve organic carbon on toxicity of copper to a Unionid mussel (<i>Villosa iris</i>) and a cladoceran (<i>Ceriodaphnia dubia</i>) in acute and chronic water exposures. <i>Environ Toxicol Chem</i> 30:2115-2125. DOI: 10.1002/etc.596
120	Wang N, Consbrock RA, Ingersoll CG, Barnhart MC. 2011. Evaluation of influence of sediment on the sensitivity of a Unionid mussels (<i>Lampsilis siliquoidea</i>) to ammonia in 28-day water exposures. <i>Environ Toxicol Chem</i> 30:2270-2276

APPENDIX A: Literature Search References for Freshwater Mussel Toxicity

Reference Number	Citations
121	Wang N, Ingersoll CG, Kunz JL, Brumbaugh WG, Kane CM. 2013. Toxicity of sediments potentially contaminated by coal mining and natural gas extraction to Unionid mussels and commonly tested benthic invertebrates. <i>Environ Toxicol Chem</i> 32:207-221. DOI: 10.1002/etc.2032
122	Ward S, Augspurger T, Dwyer FJ, Kane C, Ingersoll CG. 2007. Contaminant sensitivity of freshwater mussels, Risk assessment of water quality in three North Carolina, USA, streams supporting federally endangered freshwater mussels (Unionidae). <i>Environ Toxicol Chem</i> 26:2075-2085
123	Warren LW. 1996. The use of juvenile mussels, <i>Utterbackia imbecillis</i> Say (Bivalvia: Unionidae), as a standardized toxicity testing organism. Thesis, Clemson University. Clemson, SC.
124	Weinstein JE. 2001. Characterization of the acute toxicity of photoactivated fluoranthene to glochidia of the freshwater mussel, <i>Utterbackia imbecillis</i> . <i>Environ Toxicol Chem</i> 20:412-419
125	Weinstein JE, Polk KD. 2001. Phototoxicity of anthracene and pyrene to glochidia of the freshwater mussel <i>Utterbackia imbecillis</i> . <i>Environ Toxicol Chem</i> 20:2021-2028

APPENDIX B: Database Template with Data Entry Options

Chemical name, purity (%)	Chemical
Species name	Species
Glochidia or Juvenile	Life Stage
value	Age (d)
For juvenile tests	Transformation
Acute, chronic or other	Study Type
value	Test Duration (h)
value	Control survival (%)
value	Temp. (°C)
type	Water type
value	Water hardness (mg/L)
value	Water pH
value	Water Alkalinity (mg/L)
Survival, length, or other	Observation Endpoint
LC ₅₀ , EC ₅₀ , NOEC, LOEC	Results Endpoint
value	Conc (mg/L)
95% CI or other	Additional Info
Yes or No	ASTM Guideline Followed
Name, date	Reference